

# AudioDigest® app user guide

Since 1952, our goal has been to keep you up to date with the most clinically relevant content, while helping you manage your individual learning and CME/CE/MOC requirements.

Our technology is designed to provide a seamless user experience. Your progress will always be synchronized across platforms automatically.



## Login online

To access your account online, go to [AudioDigest.org/Login](https://www.audiogest.org/Login) to login with your e-mail address and password.

Log in to AudioDigest

E-Mail Address  
E.g., your.name@company.com

Password  
Enter your password

[Forgot your password?](#)

**Log in**

[Login with your Association credentials](#)

## Download the mobile app and login

Get the AudioDigest Mobile app in your preferred app store.



## Quick start: Tracker set up

### 1 Visit Tracker



### 2 Set up

Enter your state licensure and reporting deadline information in **Edit CME/CE Profile**

**Edit CME/CE Profile**

### 3 Play

Play a lecture from your **Library** or **Playlists**

## Quick start: Play, learn, test

### 1 Visit Library or Playlists



### 2 Play

Play a lecture from your **Library** or **Playlists**

### 3 Learn

See step-by-step list under **Course Activities**

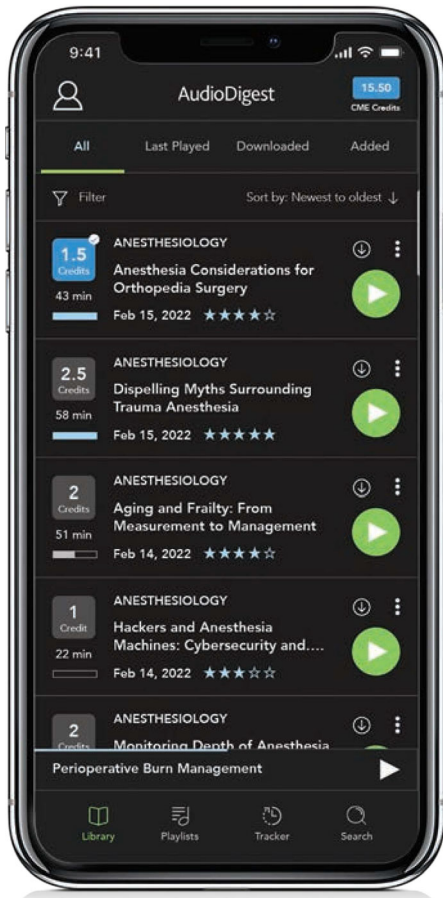
**COURSE ACTIVITIES**

### 4 Test

Select **Step 4: Posttest** to test and earn credit

**Step 4. Posttest**





## Library

The **Library** is where you can access all your content.

Use the **tabs** across the top to find lectures **Last Played, Downloaded, Added to your Library from Search, and Archived.**

↕ **Sort** and ⚙️ **Filter** content any way you like. Content is sorted by publication date (default view) with the newest content at the top.

### ⬇️ **Download**

Downloads the lecture content to your device for Offline playback.

**TIP:** Downloaded lectures will also play on airplane mode.

**TIP:** If your area has poor cell service, we recommend using the download button for seamless playback.

### ⋮ **Additional Menu**

View additional lecture information, rate, archive a lecture, and add item to a customized playlist.

### ▶️ **Play**

To begin streaming the lecture audio and to access the course activities.



## Playlists

The **Playlists** are where you can access your playlists.

Access the playlists you've created (default view), or the playlists automatically created by AudioDigest (such as the curated, topic-specific playlists from our Collection products).

### ⬇️ **Download**

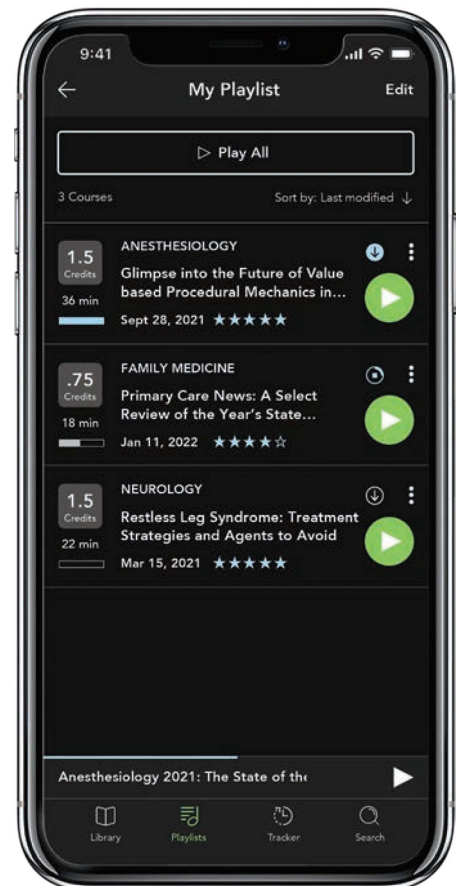
Downloads playlists to your device for Offline playback.

### ⋮ **Additional Menu**

View more information: Add lectures, edit playlist name, download, archive and delete the playlists you've created.

### ▶️ **Play All**

The Play All button will play all items in a playlist continuously, so you can listen hands free.





# Search

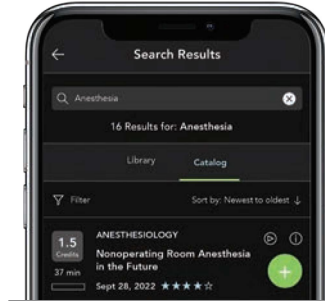
The **Search** tab allows you to find specific lectures. Enter a keyword (topic, disease, etc.) to perform a search query.

**NOTE:** Your product purchases will dictate your level of access.



### Search results: Library

Search through results that are available from your content. This feature allows you to quickly search through your entire library of available content (based on your purchases).



### Search results: Catalog

Search through the full catalog of AudioDigest content. Select the **+ sign** to add a course to your library (with the option to add it to a customized playlist as well).

**TIP:** You may listen to the audio sample for these lectures by clicking the Play button.



# Tracker

The **Tracker** tab shows requirements and monitors your progress.

To power your Tracker experience, enter your state licensure and reporting deadline information correctly from **Edit CME/CE Profile**. All AudioDigest Credits you earn are updated automatically and added to your Tracker.

**TIP:** Licensed in multiple states? Toggle easily between states using the dropdown menu.

**TIP:** If you have entered your reporting due date, your default Tracker view will be your reporting cycle. You can use the dropdown to change your view to the current year.

### View Transcript

View, print, and share your official PDF transcript.

### Add Other Credits

Add credits earned outside of AudioDigest to your Tracker.

### Edit CME/CE Profile


Enter/Edit your state licensure and reporting deadline information.

## Account

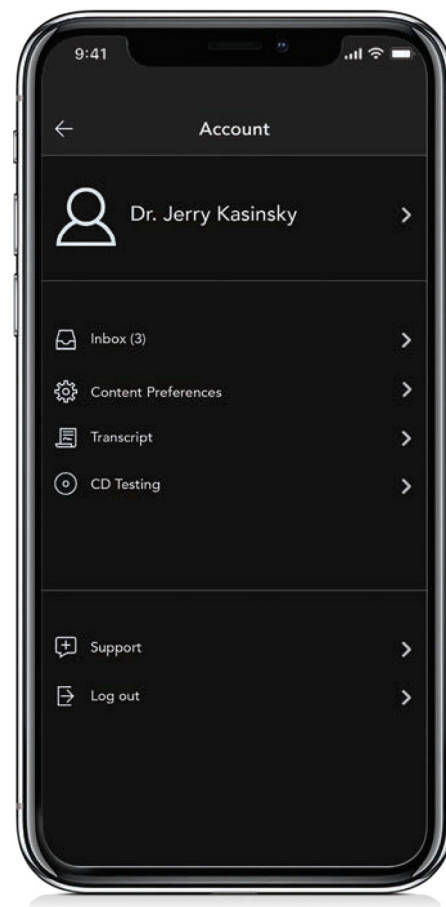
Access your **Account** in the top-left corner by pressing the profile icon.



Manage your personal and professional profile by clicking your name at the top of the **Account** section.

Control your app experience by pressing  **Content Preferences**, which will allow you to manage your settings for auto-archiving (removing old and completed content from your library) and autoplay (continuous playback).

In need of assistance? Connect with  **Support**, we'll be glad to help.



rev 02/2023

## Contact Us

AudioDigest®

800.423.2308 (USA and Canada)

818.240.7500 (International)

adfinfo@audiodigest.org

For more information  
visit **AudioDigest.org**